

SUPERIOR RECREATIONAL PRODUCTS

SHADE

• VOLUME TWELVE PRODUCT GUIDE •

Why Choose Superior Shade?

At Superior Recreational Products (SRP), we provide our customers with standard and custom shade structures for nearly every outdoor location. Our line delivers creative solutions and unique designs for your biggest need — protection from the sun. Our 20+ years of experience allows us to provide the superior shade products you’ve been searching for.

OUR TOP FEATURES AND BENEFITS



COASTAL COMMUNITIES

Our framework can withstand wind gusts of up to 150 mph with fabric removed.



LONG LASTING FABRIC

Our UV stabilized fabric is raschel-knitted and resists fading, abrading, rotting, shrinkage, and unraveling.



BUILDING CODE

Our team of engineers ensures all shade structures meet local building codes.



BLOCK UV RAYS

Our shade fabrics can block up to 99% of harmful UV rays, depending on your color.



STAY COOL

We offer fabric solutions that can reduce the temperature of your space up to 25 degrees.



SUPERDURABLE

Our Superdurable powder coat is paired with zinc-rich primer — a standard at Superior.

Need another reason to buy?



Most shades have the option of including our **Glide Elbow™**, which allows for quick release of the shade’s fabric. Learn more on page 34.



[VIEW CASE STUDY](#)

Markets We Serve

Our portfolio of installations is quite vast. From military bases, sports complexes, and zoos, we provide shade for many markets and locations.



PARKS, RECREATION, & SPORT FACILITIES

From covering stadium seating to small picnic shades, you name it, we’ve done it.



ZOOS & AQUARIUMS

We’re already shading elephants, sea lions, and even dolphins across the United States!



HOSPITALITY

You can find our shades by the pool at hotels and in the concession areas of water parks.



SCHOOLS & UNIVERSITIES

From pre-k to college graduation, we’re shading playgrounds, sports fields, and stadiums.

Contents

- 02** Featured Projects
- 12** Umbrellas
- 18** Domes
- 20** Sails
- 23** Cantilevers
- 28** Flower & Halo Disc
- 29** Playground
- 32** Hospitality
- 34** Features & Colors
- 36** Warranty

IT'S EASY TO BUY AND BID



Buying and Leasing Affiliations



Certified Fabricator

Certified Upon Request



FEATURED PROJECT



USSSA Space Coast
Complex
Viera, Florida

FEATURED PRODUCTS

- ① (18) Custom 45' x 25' Four Column T-Cantilevers With Glide Elbow™
- ② Custom 141' x 40' 7-Bay Arched Cantilever



FEATURED COLORS

Black Powder Coat Frame
True Blue Traditional Fabric

BUDGET RANGE

\$320,000-\$325,000

VIEW CASE STUDY



FEATURED PROJECT

Stratford Park

Arlington, Virginia

FEATURED PRODUCTS

① 21' Diameter Halo Disc

FEATURED COLORS

Orange Powder Coat Frame

True Blue Traditional Fabric

BUDGET RANGE

\$15,000-\$20,000





FEATURED PROJECT



CBB Bank
Dallas, Texas

FEATURED PRODUCTS


① Custom 63' x 17.5' 3-Bay Cantilever
With Glide Elbow™

FEATURED COLORS

Custom Gray Powder Coat Frame
Sun Blaze Traditional Fabric

BUDGET RANGE

\$5,000-\$10,000



7 PROJECTS

FEATURED PROJECT



Cypress Center III
Tampa, Florida

FEATURED PRODUCTS


① (2) 18' x 18' Cantilever Umbrellas
With Glide Elbow™

FEATURED COLORS

Patrician Bronze Powder Coat Frame
Custom Ivory Traditional Fabric

BUDGET RANGE

\$5,000-\$10,000





FEATURED PROJECT



Kiddie Academy
Mt. Prospect, Illinois

FEATURED PRODUCTS


- ① 14' x 14' Cantilever Umbrella With Glide Elbow™
- ② 20' x 28' Standard Hip With Glide Elbow™

FEATURED COLORS

Green Powder Coat Frame
Rivergum Traditional Fabric

BUDGET RANGE

\$5,000-\$10,000



ALUMINUM FRAME WATERPROOF *umbrella options*



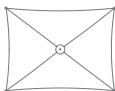
Horizon Umbrella
simplest sun shade solution

- Ideal for any commercial application
- Simplest sun shade solution
- Fixed position

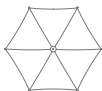
SHAPES AND SIZES



Square
10', 12', 13'



Rectangle
10' x 13'

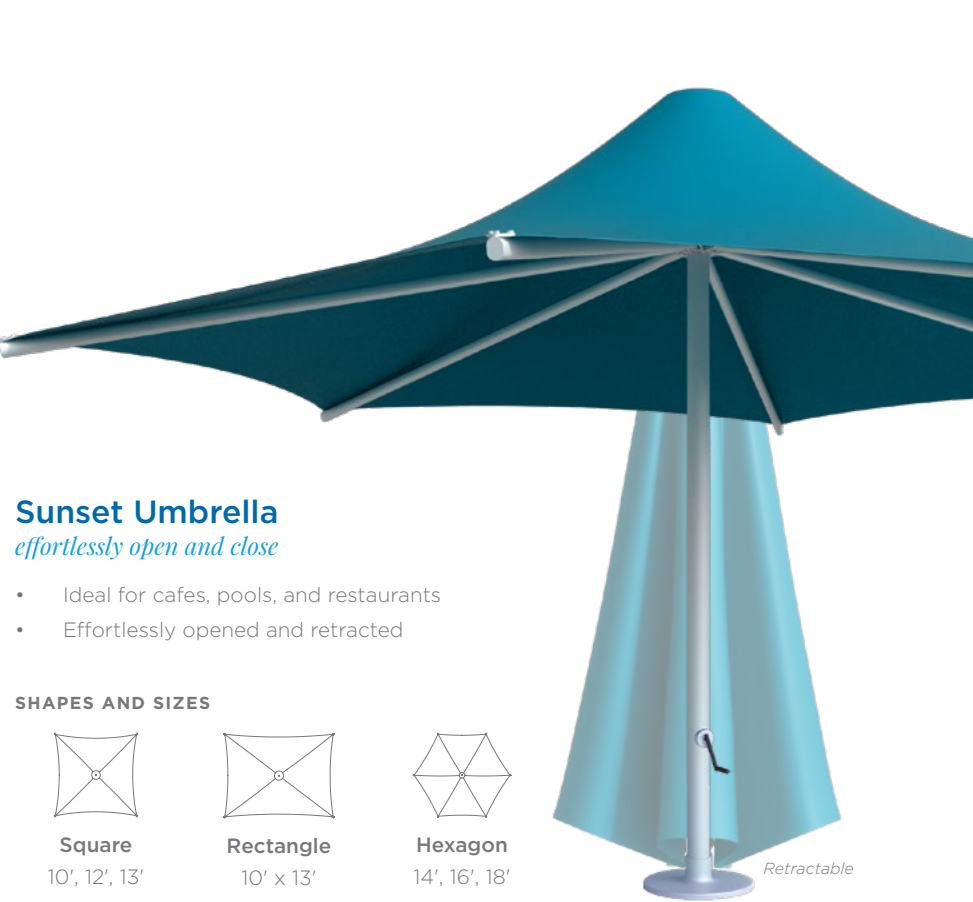


Hexagon
14', 16', 18'

OPTIONS, FEATURES, AND FABRIC

Fixed Position
Approximate 7' Eave Height
316 Stainless Steel Hardware
Wind Tested to 75 mph
Marine Grade Finish
Frame Support Upgrade* (Shown Below)
Waterproof Fabric

**Frame support upgrades are needed when standard frames are modified causing additional load requirements.*



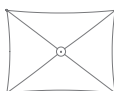
Sunset Umbrella
effortlessly open and close

- Ideal for cafes, pools, and restaurants
- Effortlessly opened and retracted

SHAPES AND SIZES



Square
10', 12', 13'



Rectangle
10' x 13'



Hexagon
14', 16', 18'

FEATURES AND FABRIC

Retractable
Approximate 7' Eave Height
316 Stainless Steel Hardware
Wind Tested to 75 mph
Marine Grade Finish
Waterproof Fabric

STEEL FRAME WATERPROOF *umbrella options*



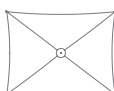
Vista Umbrella
sun protection with a view

- Ideal for pools and outdoor dining spaces
- No view obstruction from center post
- Easily opened and retracted
- Unique optional pivoting feature

SHAPES AND SIZES



Square
10', 12', 13', 16'



Rectangle
10' x 13'




Hexagon
14', 16', 18'

OPTIONS, FEATURES, AND FABRIC

360° Pivot Upgrade
Electrical Access
Height Extensions
Retractable and Pivots
Double Cantilever Upgrade (Shown Below)
Aluminum Supports
7' Eave Height
Waterproof Fabric

**SRP does not recommend or warrant the deployment or use of any collapsible umbrella in wind conditions which exceed 45 mph unless where specifically designated and approved in writing by qualified SRP engineers.*



Fixed Waterproof Umbrella
an umbrella unlike any other

- Ideal for any commercial application
- Combines our Glide Elbow™ convenience with waterproof fabric

SHAPES AND SIZES



Square
10', 13', 16'



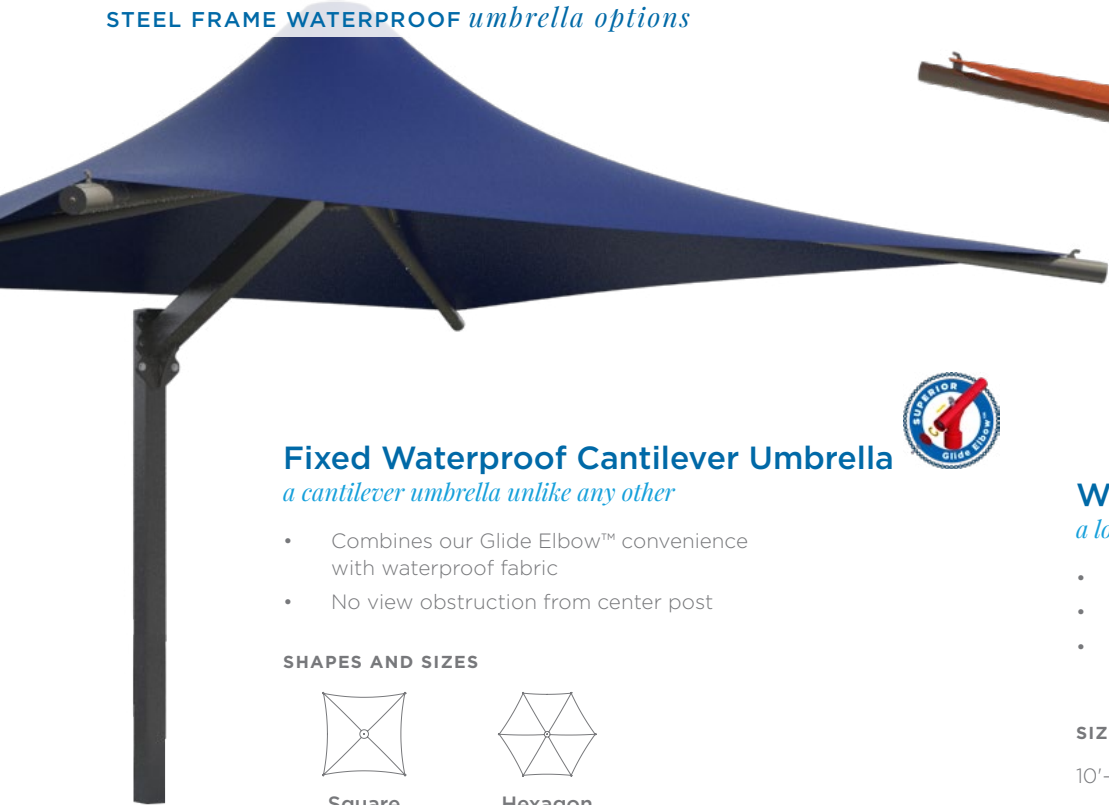
Hexagon
16', 18'

OPTIONS, FEATURES, AND FABRIC

Surface or In-Ground Mount
8' or 10' Eave Height
Fixed Position
Glide Elbow™
Wind Rated to 90 MPH
Waterproof Fabric



STEEL FRAME WATERPROOF *umbrella options*



Fixed Waterproof Cantilever Umbrella
a cantilever umbrella unlike any other

- Combines our Glide Elbow™ convenience with waterproof fabric
- No view obstruction from center post

SHAPES AND SIZES



Square
10', 13', 16'



Hexagon
16', 18'

OPTIONS, FEATURES, AND FABRIC

Surface or In-Ground Mount
8' or 10' Eave Height
Fixed Position
Glide Elbow™
Wind Rated to 90 MPH
Waterproof Fabric



Waterproof Hypar Umbrella
a low-profile canopy

- Ideal for shading pools and guest areas
- Unique look
- Features a low-profile canopy that will not obstruct your view

SIZE

10'-16'

FEATURES AND FABRIC

Fixed Position
7' Eave Height
Waterproof Fabric



Portable Retractable Umbrella
easy set-up and portability

- Easy set-up
- Portable and retractable


SIZE

10' Square

FEATURES AND FABRIC

Portable and Retractable
330 lb. Steel Frame
8' Eave Height
Wind Rated to 35 MPH
Sunbrella Marine

TRADITIONAL STEEL FRAME *umbrella options*



Single Post Umbrella
economical shade

- One of the most economical shades
- Cover up to nearly 600 square feet of space with a single unit

SHAPES AND SIZES



Square
Available in
2' Increments
from 10'-24'



Hexagon
Available in
2' Increments from 10'-27'



Octagon

OPTIONS, FEATURES, AND FABRIC

Surface or In-Ground Mount
8', 10', or 12' Height
With or Without Glide Elbow™
Traditional Shade Fabric





Cantilever Umbrella
no post interference



- Off-center post
- Allows for the placement of site furnishings without the interference of a column

SHAPE AND SIZES



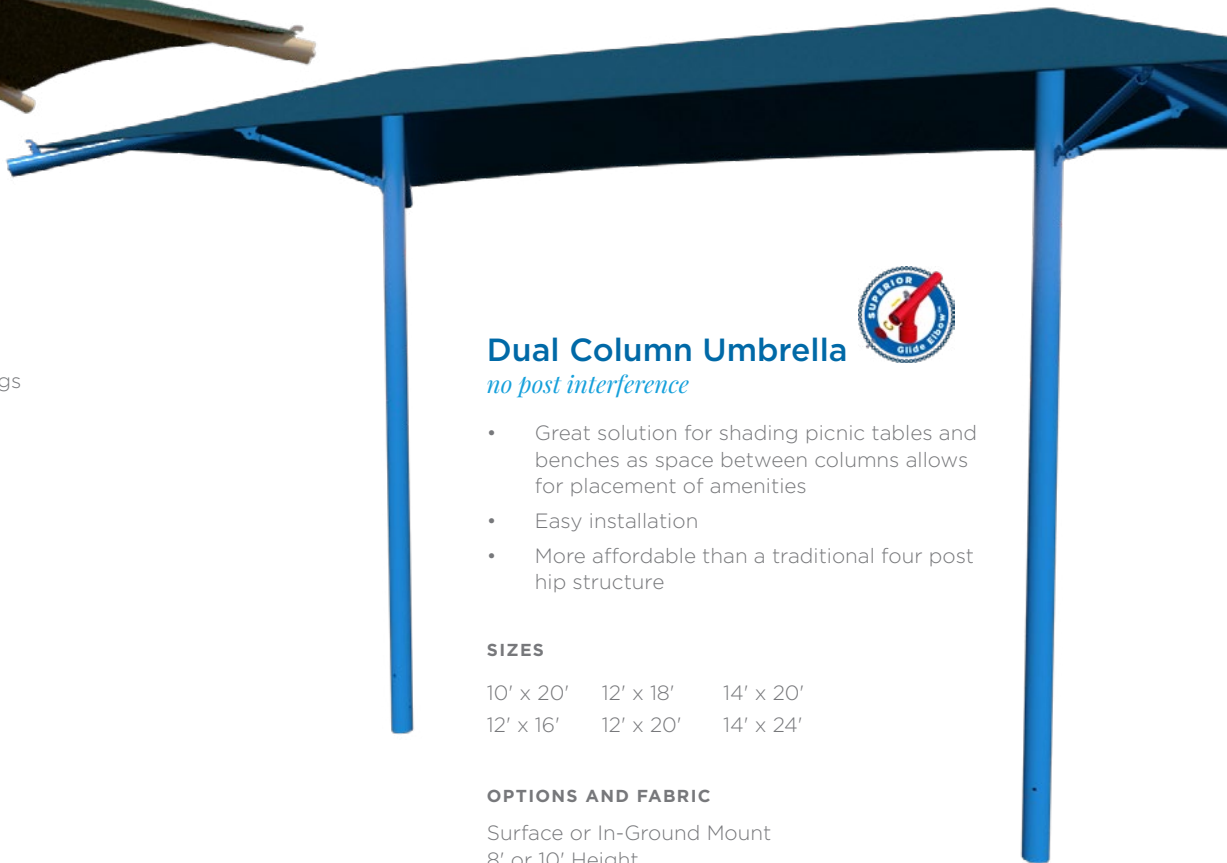
Square
8'–20'



Hexagon
8'–27'

OPTIONS, FEATURES, AND FABRIC

Surface or In-Ground Mount
8', 10', or 12' Height
With or Without Glide Elbow™
Traditional Shade Fabric



Dual Column Umbrella
no post interference



- Great solution for shading picnic tables and benches as space between columns allows for placement of amenities
- Easy installation
- More affordable than a traditional four post hip structure

SIZES

10' x 20' 12' x 18' 14' x 20'
12' x 16' 12' x 20' 14' x 24'

OPTIONS AND FABRIC

Surface or In-Ground Mount
8' or 10' Height
With or Without Glide Elbow™
Traditional Shade Fabric



Hypar Umbrella
unique, low-profile canopy



- Ideal for shading pools and guest areas
- Unique look
- Features a low-profile canopy that will not obstruct your view

SIZES

10'–20'

FEATURES AND FABRIC

Surface or In-Ground Mount
8', 10', or 12' Height
With or Without Glide Elbow™
Traditional Shade Fabric



Tilt and Swivel Umbrella
custom angles during installation



- Tilt and swivel this umbrella during installation for maximum sun protection based on your location
- Once installed, the canopy will not continue to swivel or tilt to different degrees

SIZES

8'–18' Square

OPTIONS AND FABRIC

Surface or In-Ground Mount
8', 10', or 12' Height
With or Without Glide Elbow™
Traditional Shade Fabric



TRADITIONAL STEEL FRAME *dome options*



Standard Hip
most versatile



- Most versatile and economical shade
- Great solution for schools, parks, and churches

Should the length to width ratio require it, we may design a Multi-Dome to ensure uniform tension throughout your canopy.

SHAPES AND SIZES



Square
Available in
2' Increments
from 10'–38'



Rectangle
Available in
Over 25 Sizes



Hexagon
Available in
2' Increments
from 20'–40'

OPTIONS AND FABRIC

Surface or In-Ground Mount
8', 10', or 12' Height
With or Without Glide Elbow™ (Available up to 30')
Traditional Shade Fabric



Multi-Dome Hip
for shading large areas on a budget

- A series of hip end shades that share common posts
- Great solution for sports complex seating and parking lots
- An economical way of shading a very large area
- Shade fabric can match or have alternating colors
- Available in a variety of sizes

OPTIONS, FEATURES, AND FABRIC

Surface or In-Ground Mount
8', 10', or 12' Height
With or Without Glide Elbow™
Traditional Shade Fabric



Super Dome Hip
for shading very large spaces

- Great for large playgrounds, outdoor dining areas, and sport facilities such as basketball or tennis courts
- Depending on your needs, square posts and our Glide Elbow™ are available

SHAPES



Square



Rectangle

OPTIONS AND FABRIC

Square Posts
Surface Mount
With or Without Glide Elbow™*
Traditional Shade Fabric

** Glide Elbow™ must be custom designed.*

Shade structures exceeding 1,100 square feet may not be applicable for our Glide Elbow™.



Roof Design That Comes to a Point

NEW!

Pyramid
peak roof design



- Versatile and economical
- Features a peak roof design
- Great solution for schools, parks, and churches

SIZES

Available in 2' Increments from 10'–38', Square

OPTIONS AND FABRIC

Surface or In-Ground Mount
8', 10', or 12' Height
With or Without Glide Elbow™ (Available up to 30')
Traditional Shade Fabric



TRADITIONAL STEEL FRAME *sail options*

Triangle Sail
practical and simple

- Great solution for all spaces, large or small
- Design has many practical uses — from shading picnic tables to entire pools
- Custom to every space

Sail size limited to 50' per triangular edge.

OPTIONS, FEATURES, AND FABRIC

Surface or In-Ground Mount
8', 10', or 12' Height
Traditional Shade Fabric

**For spans exceeding 50', please contact your SRP Shade representative.*

Top View

Hyperbolic Sail
practical and simple

- Perfect for both small and large activity areas
- Sails that looks exceptional while remaining functional in the heat

Sail size limited to 35' per edge.

OPTIONS, FEATURES, AND FABRIC

Surface or In-Ground Mount
8', 10', or 12' Height
Traditional Shade Fabric

**For spans exceeding 35', please contact your SRP Shade representative.*

Multiple Sail Shades
truly unique design

- Pair multiple sail shades to create a truly unique, yet simple, structure
- Provide ample coverage with a fun look

Sail size limited to 50' per triangular edge.

OPTIONS, FEATURES, AND FABRIC

Surface or In-Ground Mount
8', 10', or 12' Height
Traditional Shade Fabric

**For spans exceeding 50', please contact your SRP Shade representative.*

Top View

Sand Dollar Sail
a unique, layered design

- Unique layered look
- Offers design appeal and great coverage

SHAPES AND SIZES



Square
20', 28'



Hexagon
20', 28'



Top View

OPTIONS, FEATURES, AND FABRIC

Surface or In-Ground Mount
8', 10', or 12' Height
Traditional Shade Fabric



TRADITIONAL STEEL FRAME *sail options*



Quad Sail
architecturally designed

- Appealing architectural design
- Great solution for country clubs, resorts, and city parks

SIZES

10'-30' Square

OPTIONS, FEATURES, AND FABRIC

Surface or In-Ground Mount
8', 10', or 12' Height
Traditional Shade Fabric



Top View



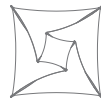
NEW!
Pinwheel Sail

a unique, layered design



- Unique, patent pending layered design that provides full shade coverage
- Opportunity to select multiple colors

SHAPES AND SIZES



Square
10'-30'




Hexagon
12'-36'

OPTIONS, FEATURES, AND FABRIC

Surface or In-Ground Mount
8', 10', or 12' Height
Glide Elbow™ Required*
Traditional Shade Fabric

* Over 20' Square will require sail fans.



Top View of Hexagon



Kite Hip Sail
great flexibility



- Popular choice for pools, splash pads, and dining areas
- Kite-shaped design allows for great flexibility and many configurations
- Great for covering uniquely shaped spaces
- Features three columns at equal entry height, with the fourth being a diagonal elevated column

SIZES

10'-25' Square

OPTIONS, FEATURES, AND FABRIC

Surface or In-Ground Mount
8', 10', or 12' Height
With or Without Glide Elbow™
Traditional Shade Fabric



TRADITIONAL STEEL FRAME *cantilever options*



Standard Cantilever
open space design



- Great solution for covering walkways, bus stop seating, and bleachers
- Most economical way of providing car parking shade
- Ideal solution for covering areas that require a lot of open space

SIZES

18' x 20', 18' x 27', 18' x 36'

OPTIONS, FEATURES, AND FABRIC

Surface or In-Ground Mount
8', 10', or 12' Height
With or Without Glide Elbow™
Traditional Shade Fabric



TRADITIONAL STEEL FRAME *cantilever options*



Hanging Cantilever
cover any distance

- Great solution for walkways, bus stop seating, and bleachers
- Has a preferred max width of 18' but can be configured with multiple bays to cover any distance

SIZES

10' x 20', 12' x 20', 14' x 24'

OPTIONS, FEATURES, AND FABRIC

Surface or In-Ground Mount
8', 10', or 12' Height
With or Without Glide Elbow™
Traditional Shade Fabric



Suspended Cantilever
extended depth

- Utilizes suspension braces at the top of the structure to support the extended shade
- Perfect for automotive needs and walkways

Custom made for your location.

OPTIONS, FEATURES, AND FABRIC

Surface or In-Ground Mount
8', 10', or 12' Height
With or Without Glide Elbow™
Traditional Shade Fabric



T-Cantilever
keeping posts to a minimum

- Perfect for bleachers, fuel stations, or parking lots
- Typically features a single column per beam up to 18' in width. When beam length exceeds 18', an additional support column will be needed
- Maximum beam width of 36'
- Columns can be spaced up to 27' before additional bays are required

Custom made for your location.

OPTIONS, FEATURES, AND FABRIC

Surface or In-Ground Mount
8', 10', or 12' Height
With or Without Glide Elbow™
Traditional Shade Fabric



Dugout Cantilever
easy to install

- Great for dugouts, walkways, and school carpool lanes
- Raised design casts a direct shadow on your intended area
- Easy-to-install shade can also be customized with fabric panels between the columns to block wind
- For design purposes, the max recommended width is 14' and the max distance between columns is 20'

Custom made for your location.

OPTIONS, FEATURES, AND FABRIC

Surface or In-Ground Mount
8', 10', or 12' Height
Fabric Panel Upgrade
Traditional Shade Fabric



TRADITIONAL STEEL FRAME *cantilever options*



Camelback Cantilever

raised design for direct shadow

- Great for walkways and school carpool lanes
- Raised design casts a direct shadow on your intended area
- Fabric panel can be added between columns to further keep you cool and block wind
- For design purposes, the maximum recommended width is 14' and the maximum distance between columns is 20'

Custom made for your location.

OPTIONS, FEATURES, AND FABRIC

Surface or In-Ground Mount
8', 10', or 12' Height
Fabric Panel Upgrade (Shown Below)
Traditional Shade Fabric

Arched Cantilever

beautifully arched

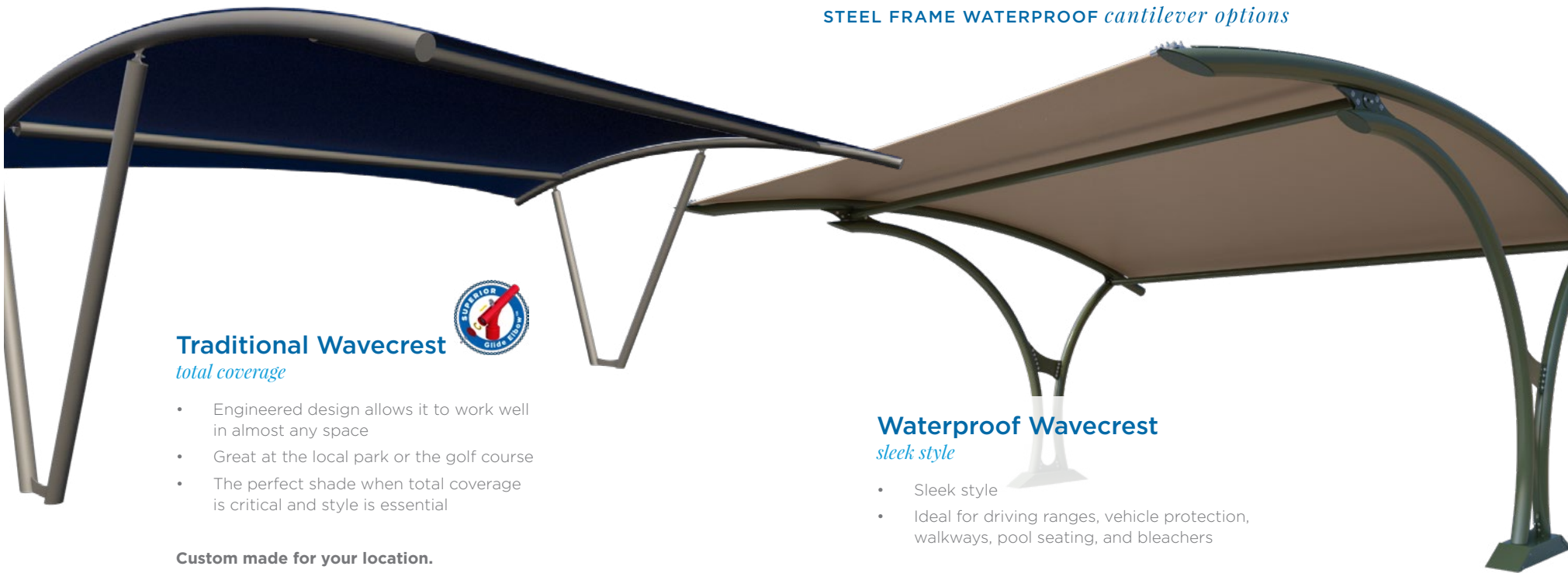
- Beautifully arched design makes for a great walkway cover or pool shade
- An economical way of shading spaces
- Preferred max width of 14' but can be configured with multiple bays to cover any distance
- Desired max length is 20' before adding multiple bays is needed

Custom made for your location.

OPTIONS, FEATURES, AND FABRIC

Surface or In-Ground Mount
8', 10', or 12' Height
Traditional Shade Fabric

STEEL FRAME WATERPROOF *cantilever options*



Traditional Wavecrest

total coverage

- Engineered design allows it to work well in almost any space
- Great at the local park or the golf course
- The perfect shade when total coverage is critical and style is essential

Custom made for your location.

OPTIONS, FEATURES, AND FABRIC

Surface or In-Ground Mount
8', 10', or 12' Height
Traditional Shade Fabric

Waterproof Wavecrest

sleek style

- Sleek style
- Ideal for driving ranges, vehicle protection, walkways, pool seating, and bleachers

SIZE

20' x 20'

OPTIONS, FEATURES, AND FABRIC

Surface Mount
7' Height
Waterproof Fabric



TRADITIONAL STEEL FRAME *flower shade*



NEW!
Flower
whimsical, themed design

- Whimsical, themed design
- Provides shade equal to that of an umbrella design
- Perfect for playground environments
- May choose alternating petal colors

SIZE
12' Diameter

OPTIONS, FEATURES, AND FABRIC
Surface or In-Ground Mount
14' at Highest Point, 10' at Lowest Point
Traditional Shade Fabric

TRADITIONAL STEEL FRAME *halo disc shade*



NEW!
Halo Disc
modern, slim design

- Unique, architectural design
- Features a slim fabric disc suspended from two curved columns
- Great solution for landscape architects

SIZES
15' and 21' Diameter

OPTIONS AND FABRIC
Surface Mount
8', 10', or 12' Height
Traditional Shade Fabric

TRADITIONAL STEEL FRAME *modular shade options*



Standard Modular Shade
essential playground shade

- Great solution for school, park, and church playgrounds
- May be incorporated into an existing play structure

SHAPES, SIZES, DECKS, AND POSTS




Square

Available in
2' Increments
from 10'-18'

Available for
36" x 36" and
48" x 48"
Decks

Fits 3.5" and
5" Posts



Rectangle

9' x 12' and
10.5' x 14'

Available for
36" x 46.5" and
36" x 48"
Decks

Fits 3.5" and
5" Posts



Hexagon

Available in
2' Increments
from 12'-18'

Available for
all Deck
Configurations

Fits 3.5" and
5" Posts



Octagon

14' 4"

Available for
48" x 48"
Decks

Fits
5" Posts

OPTIONS AND FABRIC

Available Only with Glide Elbow™
Traditional Shade Fabric

**Canopy will be dependent upon deck and post size, limiting size options.*



TRADITIONAL STEEL FRAME *modular shade options*



Modular Crescent
arched design

- Stylish arched design
- Available for any deck configuration
- Fits 3.5" and 5" diameter posts

SHAPES, SIZES, DECKS, AND POSTS

7' 4" x 5' 3" and 8' 4" x 6' 3"

Available for 36" x 36", 48" x 48", 36" x 48", and 36" x 46.5" Decks

Fits 3.5" and 5" Posts

OPTIONS AND FABRIC

Traditional Shade Fabric



Modular Quad Sail
unique sail look

- Achieve a unique look without compromising sun protection
- Only for square or rectangular decks
- Available exclusively with our Glide Elbow™
- Fits 3.5" and 5" diameter posts

SHAPES, SIZES, DECKS, AND POSTS

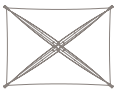


Square

10', 12', 14', 18'

Available for 36" x 36" and 48" x 48" Decks

Fits 3.5" and 5" Posts



Rectangle

9' x 12' and 10.5' x 14'

Available for 36" x 46.5" and 36" x 48" Decks

Fits 3.5" and 5" Posts

OPTIONS AND FABRIC

Available Only with Glide Elbow™
Traditional Shade Fabric

TRADITIONAL STEEL FRAME *swing shade options*



Swing Frame with Shade
industry's most popular swing frame

- Protect children from harmful UV rays
- Available in one, two, three, or four bays

All swing seats and chains sold separately.

SIZES

1 Bay: 10' x 19'
2 Bay: 10' x 31'
3 Bay: 10' x 42'
4 Bay: 10' x 53.5'

OPTIONS, FEATURES, AND FABRIC

Only Available With Glide Elbow™
Traditional Shade Fabric



T-Swing with Shade
for children ages 2-5 years

- For children aged 2 to 5 years
- Pairs with full or half bucket seats only

All swing seats and chains sold separately.

SIZE


12' x 12'

OPTIONS, FEATURES, AND FABRIC

Only Available With Glide Elbow™
Traditional Shade Fabric



STEEL FRAME WATERPROOF *hospitality shade options*



Cantilever

Panorama

versatile permanent structure

- Permanent perimeter framed structure
- Enjoy a unique outdoor gathering space year round
- Available in three different designs

DESIGNS AND SIZES



Square

10', 13', 16', 20'



Cantilever

10', 13', 16', 20'



Gazebo

16', 20', 26'

OPTIONS, FEATURES, AND FABRIC

Clear Drop Curtain Upgrade
Water Flow Controlled Gutter Upgrade
Permanent Structure
Fixed Position
Surface Mounts to Existing Concrete Slab
Engineered Per Local Building Code
7' Eave Height
Wind Rated to 93 MPH
Waterproof Fabric



Flat Top Cabana

resort ready

- Sleek solution for resorts and hotels
- Families and couples can gather and enjoy the day while keeping track of their belongings
- Provide great shade for guests at the pool
- Can become premium rental spaces for resorts

SIZES

10', 12', 13'

OPTIONS, FEATURES, AND FABRIC

Curtains or Drapery Upgrade
Surface Mount
7' Eave Height
Wind Rated to 80 MPH
Waterproof Fabric



Inverted Roof
*Designed and Installed for
the City of Sand Springs,
Oklahoma*

Cabana

spacious, private solution

- Spacious solution that provides unsurpassed durability
- Elegant and unique one-of-a-kind look
- Great shade for guests at the pool and can become premium rental spaces for resorts

SIZES

10', 12', 13' Square

OPTIONS, FEATURES, AND FABRIC

Curtains or Drapery Upgrade
Surface Mount
7' Eave Height
Wind Rated to 80 MPH
Waterproof Fabric

Custom Designs

bringing your design to life

We take pride in our ability to take on any design challenge. Our skilled team of designers and engineers will work with you to create a custom shade that meets your shade and design requirements. With our selection of colors, our skilled team, and your imagination, we can create the architectural masterpiece you've been dreaming of.



With Superior, you know you'll receive a quality shade.

FEATURES AND BENEFITS



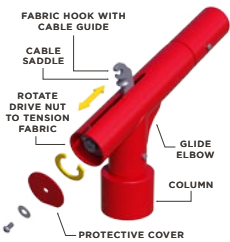
TRADITIONAL FABRIC

- Made from UV stabilized high density polyethylene fabric that prevents fading from the sun
- Raschel-knitted to prevent fraying and shades 34' and larger receive Kevlar® reinforced corners
- Blocks up to 99% of harmful UV rays, depending upon color choice
- Fabric breathes allowing hot air to rise and escape
- Available fabric to meet California State Fire Marshal requirements, NFPA 701, and ASTM E84



STEEL FRAMES

- Finished product includes 6 mils of powder coat, with 3 being zinc-rich primer and 3 being Superdurable powder coat, which carries a 5-year limited warranty
- Engineered to withstand wind speeds up to 150 mph with fabric removed
- Structural tubing complies with ASTM standards
- Our powder coat is backed by 5,000 hours of testing per ASTM Method B117



GLIDE ELBOW™

With our Glide Elbow™ quick release mechanism, installation and removal of your fabric is completed with the use of a wrench or cordless drill that has an appropriate sized socket. Not only does our Glide Elbow™ make updating fabric easier, it allows you to easily remove fabric for severe weather. Additionally, metal-on-metal wear is minimized with our fabric hook connection.

SUPERDURABLE POWDER COAT

Our Superdurable powder coat is one of the best in the industry. Our frames are coated with an Epoxy TGIC Powder Coating Zinc-Rich Primer. After the primer application, we apply Superdurable Polyester TGIC powder coating.



LADBS CERTIFIED FABRICATOR

We are an official LADBS Certified Fabricator. Certificate available upon request



DSA CERTIFIED PRODUCTS

Our shade products may be certified per project and per use.

COLOR OPTIONS

FRAMES | STEEL FRAME

Our Superdurable powder coat is backed by a [5-year limited warranty](#).

Gloss

- Red
- Orange
- Butterscotch
- Yellow
- Spring Green
- Patina
- Green
- Sage
- Deep Green
- Ocean Blue
- Blue
- Deep Periwinkle
- Electric Purple
- Burgundy
- Terracotta
- Iced Coffee
- Brown
- Patrician Bronze
- Black
- White

Matte, Textured, or Metallic

- Feather Gray
- Iron Gray
- Rubbed Bronze
- Starry Night
- Textured Black
- Textured Bronze

FABRIC | TRADITIONAL

This selection of fabric colors are fire retardant and pass the NFPA 701 and ASTM E84 tests. All fabric colors are California Fire Marshal certified, which is the highest standard for flame resistance. Those marked with an asterisk are not California Fire Marshal certified and may not be used on a shade whose fabric spans larger than 12,000 square feet. Our traditional shade fabric is backed by a [10-year limited warranty](#).

Cream*

Beige*

Latte

Rivergum Green*

Mint Green

Forest Green

Brunswick Green*

Turquoise*

True Blue

Sky Blue*

Navy Blue

Purple

Sun Blaze

Cayenne*

Cedar*

Yellow*

Brown

Pearl Onyx

Silver

Steel Gray*

Midnight

FABRIC | WATERPROOF

This selection of waterproof fabric may be customized with printing options.

White

Pearl White

Nature

Beige

Brilliant Yellow

Burgundy

Ocean Blue

Blue

Dutch Green

Bright Gray

Black

FABRIC | SUNBRELLA MARINE

Black

Cadet Gray


Toast

Captain Navy

Pacific Blue

Forest Green

Burgundy



MADE IN THE USA

WARRANTY

Limited Warranty: Product

Superior Recreational Products (SRP) warrants that its product will be free from defects in materials and workmanship as well as maintain structural integrity for the periods listed below from the date of invoice and once SRP has been paid in full. This warranty is in effect only if the product has been assembled and installed strictly in accordance with the setup instructions provided by SRP, good construction practices, and has been subjected only to normal use and exposure.

- Lifetime* Warranty on playground steel and recycled posts, all stainless steel hardware, c-line fittings, and aluminum post caps
- 20-Year Limited Warranty on steel Shade Structures
- 10-Year Limited Warranty on Shelter structures, shade fabric, and powder coat
- 5-Year Limited Warranty on Site Amenities frames, cables and nets
- 1-Year Limited warranty on moving parts and materials not covered above

The Limited Warranty excludes abnormal conditions, contingent liability, cosmetic defects such as scratches, dents, marring, stripping, peeling, or fading; damage due to incorrect installation, vandalism, misuse, accident wear and tear from normal use; exposure to extreme weather, immersion in salt or chlorine water, damage due to sand, salt spray, or other abrasive and corrosive material; unauthorized repair or modification, abnormal use, or lack of maintenance. The warranty does not cover damages due to "acts of God" such as hail, flooding, lightning, tornadoes, sand storms, shifts of terrain, earthquakes, mudslides, and windstorms.

SRP does not warrant product for defects caused by erection, harsh site conditions, lack of maintenance, and/or other conditions beyond SRP's control. SRP will not be held responsible for any materials that were not properly stored prior to installation. SRP reserves the right to void the limited warranty if it not installed per the installation instructions and/or unauthorized modifications.

In the unlikely event of failure, SRP reserves the right to alter the design, color, or contributing factors to rectify the condition and help prevent any future reoccurrence(s). SRP has the option to repair or replace any defect in materials.

The warranty is void if any changes, modifications, additions, or attachments are made to the product without the written consent of the manufacturer.

No signs, objects, ornaments, fans, lights, fixtures, or decorations may be hung from the structure unless specifically designed and engineered by the manufacturer or has manufacturers written approval.

SRP excludes any implied warranty of merchantability, fitness, or purpose, and there are no warranties which extend beyond the description of the face hereof. Under no circumstances will SRP be responsible for any indirect, special, consequential, incidental, or liquidated damages due to breach of warranty and such damages are specifically excluded from the warranty.

The owner shall notify SRP with original Sales Order Number issued from SRP to arrange for an inspection within 30 days after discovery of any defect under this warranty and before any alteration or repair is made or attempted. This Limited Warranty shall be null and void if the owner makes any alterations in design.

This warranty is the only express warranty given by the company. No person has authority to change or add to these obligations and liabilities. The company reserves the right to determine whether the fault is caused by faulty workmanship, material, or the part that is defective.

SRP will repair or replace at its discretion any defective part/s on an Ex-Works basis only. It is the responsibility of the customer to return the whole unit or the defective part/s at their own cost back to SRP for inspection along with proof of the date of purchase. SRP will not be liable for any costs incurred by the customer as a result of replacing the defective part/s, including but not limited to the costs of site visits and the labor costs involved with the removal and reinstallation of the whole unit or the defective part/s. Furthermore SRP will not be liable for any claimed compensation while the unit is not working or not present at the site whatsoever. This guarantee does not entitle the customer to a complete new product due to a defective component.

Limited Warranty: Structural Steel

SRP offers a 20-Year Limited Warranty on structural steel frames for shade canopies against failure due to rust-through corrosion under normal environmental conditions. Should the fabric or parts need to be replaced under the warranty, SRP will manufacture and ship new replacement parts at no charge for the first ten years, thereafter pro-rated at 10% per annum over the last ten years.

Workmanship is warranted for a period of five years. This steel warranty shall be void if damage to the steel is caused by the installer or from physical damage, damage by salt spray or sprinkler systems, contact with chemicals, chlorine, pollution, misuse, vandalism, or any act of God.

Limited Warranty: Powder Coat

Superior Recreational Products offers a 5-Year Limited Warranty for powder coating to the original purchaser. This Limited Warranty is for factory applied finish only. Damage occurring from shipping, erection, vandalism, accidents, or field modification is not covered in this limited warranty and will require field touch-up immediately and periodically thereafter. The owner must report any defect in powder coat at the time the installation is completed. Not covered by this Limited Warranty are acute angles, welds, and end plates.

The Limited Warranty for powder coating provides the following after a 5-year exposure period when applied according to the recommendations listed on the product's technical data sheet and appropriate surface preparation has been utilized.

- The coatings shall retain their original color with a ΔE of <7.5 units for high chroma colors (yellows, reds, oranges, etc.) and a ΔE of <5.0 units for low chroma colors, when tested in accordance with ASTM D 2244.
- The coating shall retain a minimum of 50% of its original glass level after washing, when tested in accordance with ASTM D 523.
- The coating shall exhibit chalking no worse than numerical rating of 6, when evaluated in accordance with ASTM D 659-80.

Shade Fabric

Traditional shade fabric made with PTFE fiber that is high strength and low shrinkage and VALMEX® MEHATOP F 1 waterproof fabric, carries a 10-year limited warranty. This warranties that the sewing thread used on the traditional shade fabric will be free from defects in material and workmanship and will not be damaged by exposure to sunlight, weather, and water. All other warranties are disclaimed.

SRP fabrics carry a 10-year limited manufacturer's warranty from the date of delivery against failure from significant fading**, deterioration, breakdown, outdoor heat, cold, or discoloration. Should the fabric need to be replaced under the warranty, SRP will manufacture and ship new fabric at no charge for the first six years, thereafter pro-rated at 18% per annum over the last four years.

Fabric curtains, valences, or flat vertical panels are not covered under the warranty.

Fabric is not warranted where it is installed on a structure that is not engineered and built by SRP or its agents.

This warranty shall be void if damage to or failure to the shade is caused by contact with chemicals, chlorine, bleaching agents, hydrocarbons or hydrocarbon containing solvents, misuse, vandalism, or any act of God, including but not limited to wind in excess of the wind limitations set forth below.

All fabric tops are warranted for sustained winds up to 76mph (Hurricane Force 1) and for gusts of up to 3 seconds duration up to 90mph. Removal of the shade fabric is required if damaging winds are called for. Damage due to snow and/or ice accumulation is not covered by this warranty. Canopies should be removed during the "off season."

These structures have been designed to eliminate any friction between the rafters and the fabric. The warranty will, therefore, be voided if any modification (temporary or permanent) is made to the rafter, cross pieces, or ridge beams, or if the fastening apparatus or canopy are not secured accordingly.

Structures are warranted for winds up to 90 or 105 mph only if shade canopies have been removed as per requirement set forth above in the fabric paragraph. Removal and re-installation must be performed by a qualified person or authorized dealer.

Aluminum and Steel Frame Waterproof Umbrellas

Although all aluminum and steel frame waterproof umbrellas are designed to withstand high wind speeds and have been engineered/tested in wind speeds which exceed 70 mph, SRP does not recommend or warrant the deployment or use of any collapsible umbrella in wind conditions which exceed 45 mph unless where specifically designated and approved in writing by qualified SRP engineers. Horizon umbrellas outfitted with SRP's additional bracing supports will be warranted for wind conditions up to 60 mph and 3-second wind gusts. SRP's warranty will only cover umbrellas that have been properly secured (installed according to manufacturer's installation instructions with a level canopy and plum column) to an approved footer or other approved mounting system. SRP recommends that all retractable umbrellas be securely closed when not in use.

SRP's Cabanas are designed to withstand high wind speeds and have been engineered/tested in wind speeds which exceed 90 mph. However, SRP does not recommend the use of any Cabana in wind conditions which exceed 75 MPH unless where specifically designated and approved in writing by qualified SRP engineers. SRP's warranty will only cover Cabanas that have been properly secured to an approved footer or other mounting system.

Waterproof Hypar, Wavecrest, Panorama, and Custom Structures

SRP's fixed waterproof structures are warranted for sustained winds up to 76 mph (Hurricane Force 1) and for gusts of up to 3 seconds duration and up to 90 mph. Removal of the shade fabric is required if damaging winds are called for. Damage due to snow and/or ice accumulation is not covered by this warranty. Canopies should be removed during the "off season." SRP will only warranty products which are properly secured to a footer according to engineering drawings or approved anchoring system.

Further, SRP will not cover any damage to any umbrella frame, canopy, shade, or base device which occurs as a result of contact with the ground or any other foreign object including damage which occurs as a result of sudden and severe weather events or other extreme acts of nature.

Please contact SRP directly if requesting products and mounting foundations to be warranted in sustained wind conditions which exceed the stated warranties per each model.

Pricing Policy

All prices are F.O.B. factor and do not include freight, installation, shipping and handling, surfacing, or applicable taxes. All prices listed were current at the time of printing and in U.S. currency. Prices are subject to change without notice.

Cancellation and Return Policy

To view our return policy, please visit superiorrecreationalproducts.com/returns.

For Information on Return Material Authorizations please call 1.800.327.8774.

Shipping Policy

To view our shipping policy, please visit superiorrecreationalproducts.com/shipping.

For Information any further information please call 1.800.327.8774.

"For the purpose of this warranty, lifetime encompasses no specific term of years, but rather that seller warrants to its original customer for as long as the original customer owns the product and uses the product for its intended purpose that the product and all parts will be free from defects in materials and manufacturing workmanship. This warranty does not cover damage caused by vandalism, misuse or abuse, altered or modified parts, or cosmetic damage such as scratches, dents, or fading or weathering and normal wear and tear. This warranty is valid only if the structures are installed in conformity with instructions provided by Superior Recreational Products using approved Superior Recreational Products parts. Superior Recreational Products will deliver the repaired or replacement part or parts to the site free of charge, but will not be responsible for labor or the labor costs of replacement. Warranty claims must be filed within the applicable warranty period and accompanied by a sales order or invoice number.

***The colors red and yellow are warranted against significant fading for only two years. If the corners of the fabric are equipped with both holes in the fabric corner PLUS reinforcing straps, BOTH the strap and fabric hole must be placed over each corner hook or the fabric warranty is void.*



PRODUCT SHOWCASE

Completing Your Space with One Company

maximum result with minimal effort

When combined, Superior Recreational Products' product lines create complete site environments. Design your space using one superior company.

Visit srpplayground.com, srpsiteamenities.com, and srpshelter.com to learn more.



SUPERIOR RECREATIONAL PRODUCTS

SHADE

1050 Columbia Drive
Carrollton, GA 30117

866.804.8725
sales@siibrands.com

srpshade.com

MADE IN THE USA



SUPERIOR[®]
RECREATIONAL PRODUCTS
A PLAYCORE Company

