

# SUPERIOR SHELTER

• 21ST EDITION *Superior Recreational Products* BUYER'S GUIDE •





## Why Choose Superior Shelter?

Superior Shelter, Superior Recreational Products' industry-leading shelter line, has been solving design challenges from landscape architects and freelance designers for over 50 years. Our state-of-the-art precision manufacturing facility, with its high definition plasma cutting abilities and the industry's best powder coating line, allows our shelters, gazebos, pergolas, kiosks, and mini shelters to become architectural icons within your community.

### OUR TOP FEATURES AND BENEFITS



#### MADE IN THE USA

Our shelters are designed, engineered, and manufactured in our west Georgia manufacturing facility.



#### FAST ENGINEERING TIME

With our pre-engineered shelters, we have one of the fastest engineering times in the industry.



#### NO EXPOSED CONNECTION

Our all-steel designs feature hidden connections, allowing our shelters to have a clean look and greater visual appeal.



#### ALL SEASONS

Our framework is engineered to withstand high winds and heavy snow loads.



#### BUILDING CODE

We offer sealed drawings to ensure your shelter structure meets local building codes.



#### SUPERDURABLE

Our Superdurable powder coat is paired with zinc-rich primer — a standard at Superior.

### Need another reason to buy?



Our value line, a selection of our most popular designs, is great for schools, parks, and other locations where price point is an important purchasing factor. These competitively priced shelters are pre-engineered and include a faster lead time.



## Shelter Applications

Because shelters are one of the most versatile structures, our portfolio of projects is quite vast. From bus stops, picnic shelters, and wedding gazebos, we provide shaded, architectural solutions for many markets, locations, and applications.



#### PARKS, RECREATION, & SPORT FACILITIES

From covering bleachers and dugouts to the perfect picnic pavilion, we've done it.



#### HOUSING DEVELOPMENT & PROPERTY MANAGEMENT

Developers, homeowners associations, and apartment complex owners turn to us to create shaded spaces for their community to enjoy.



#### BUSINESSES & OFFICE PARKS

You can find our shelters, gazebos, and trellises utilized in common space areas, wedding venues, and as entryway shelters.



#### SCHOOLS & UNIVERSITIES

From pre-k to college graduation, we're shading outdoor classroom areas to university sport field dugouts.

## Contents

|    |                        |
|----|------------------------|
| 02 | Featured Projects      |
| 10 | Square                 |
| 12 | Hexagon                |
| 14 | Octagon                |
| 16 | Hip                    |
| 18 | Gable                  |
| 20 | Barrel                 |
| 22 | Monoslope & Cantilever |
| 24 | Mini & Kiosk           |
| 26 | Performance            |
| 28 | Gazebo                 |
| 30 | Trellis                |
| 34 | Flower                 |
| 35 | Signs                  |
| 36 | Custom                 |
| 38 | Colors & Options       |
| 40 | Warranty               |

### IT'S EASY TO BUY AND BID



Buying and Leasing Affiliations

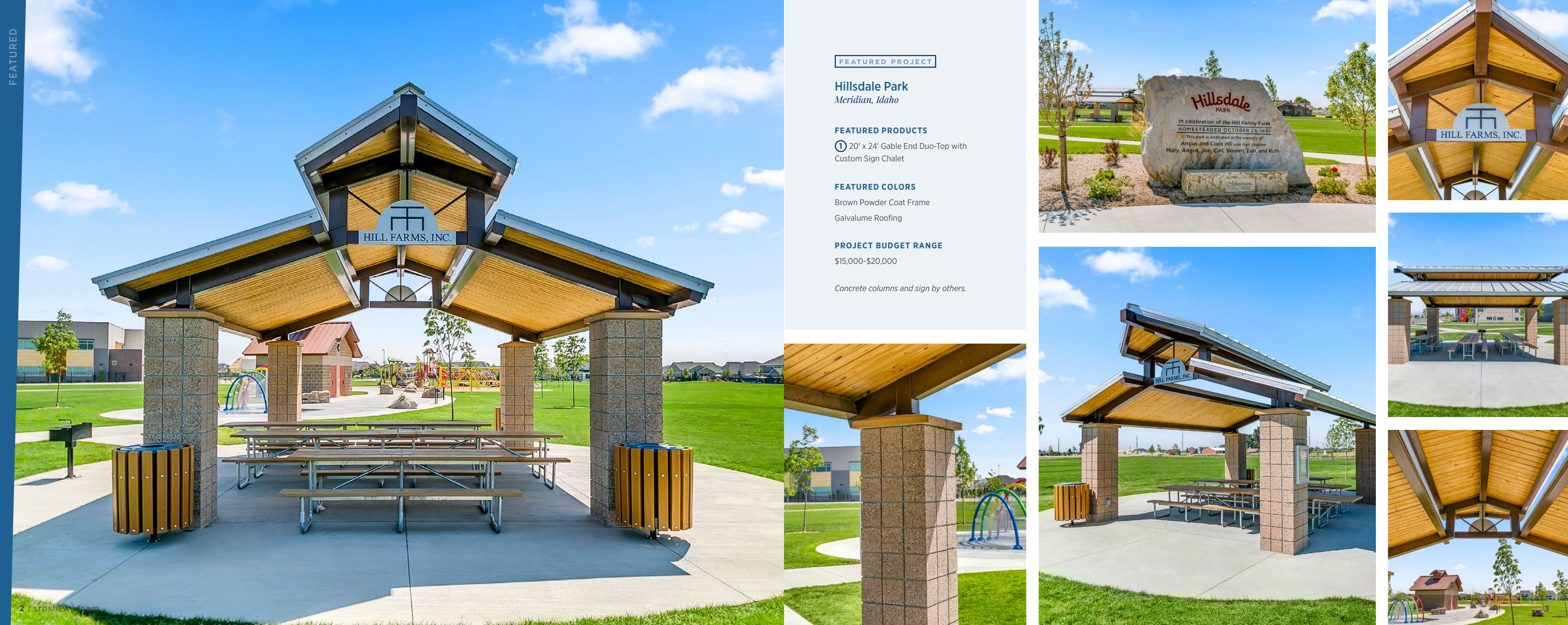


Certified Fabricator



Certified Upon Request





FEATURED PROJECT

Hillsdale Park  
Meridian, Idaho

FEATURED PRODUCTS

① 20' x 24' Gable End Duo-Top with Custom Sign Chalet

FEATURED COLORS

Brown Powder Coat Frame  
Galvalume Roofing

PROJECT BUDGET RANGE

\$15,000-\$20,000

Concrete columns and sign by others.





FEATURED PROJECT

**Polo Run**  
*Lakewood Ranch, Florida*

**FEATURED PRODUCTS**

- ① 19' x 36' Hip End Duo-Top Shelter
- ② 20' Square Duo-Top Shelter

**FEATURED COLORS**

Black Powder Coat Frame  
Black Roofing

**PROJECT BUDGET RANGE**

\$20,000-\$25,000







FEATURED PROJECT

Sunset Park

Boise, Idaho

FEATURED PRODUCTS

① 20' x 40' Monoslope Shelter

FEATURED COLORS

Iced Coffee Powder Coat Frame

Hartford Green Roofing

PROJECT BUDGET RANGE

\$15,000-\$20,000







Custom Trellis Designed by Callander Associates

FEATURED PROJECT

**Blu Harbor**  
*Redwood City, California*

**FEATURED PRODUCTS**

- ① 10' x 20' Custom Single Post Trellis
- ② 16' x 34' Laminated Wood Monoslope with Metal Roofing

**FEATURED COLORS**

White Powder Coat Frame (Trellis)  
Slate Gray Metal Roofing (Monoslope)

**PROJECT BUDGET RANGE**


\$30,000-\$35,000







Base Design



## Square

*simplest shade solution*

Ideal for any commercial application, our square shelters are the simplest sun shade solution.

### APPLICATIONS

- Picnic Shelter
- Cluster Mailbox Shelter
- Rest Area Shelter



### STANDARD SIZES

10', 12', 16', 20', 24', 25', 28', 30', 32', 34', 36', 38', 40'

Value line size options are underlined in blue.

### ROOF PITCHES

4:12 (Standard)  
6:12 & 8:12 (Optional)

View page 38 for shelter upgrades and options.

### UPGRADE YOUR SHELTER

#### Inspirations for Design Options



Cupola



Upgraded Columns



Duo-Top

Upgraded Columns



Duo-Top

Upgraded Columns







Base Design



# Hexagon

*simple solution for intimate spaces*

Ideal for shading bench seating and picnic tables, our hexagon shelters add more visual interest than a standard square shelter.

**APPLICATIONS**

- Picnic Shelter
- Bench Gazebo
- Wedding Gazebo



**STANDARD SIZES**

16', 18', 20', 24', 25', 28', 30', 32', 36', 40'

Value line size options are underlined in blue.

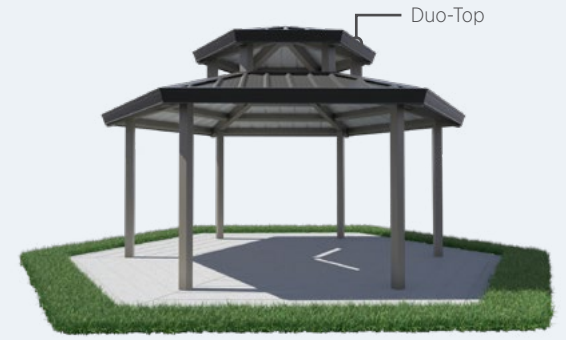
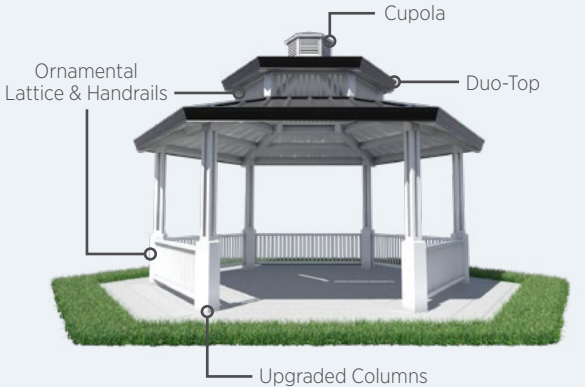
**ROOF PITCHES**

- 4:12 (Standard)
- 6:12 & 8:12 (Optional)

View page 38 for shelter upgrades and options.

**UPGRADE YOUR SHELTER**

**Inspirations for Design Options**



Standard Hexagon

Concrete Column Base by Others







Base Design



## Octagon

*your base shelter for ornate statements*

Large or small, our octagon shelters make a bold statement. Add ornamental lattice and handrails for a truly unique look.

- APPLICATIONS**
- Picnic Pavilion
  - Carousel Pavilion
  - Wedding Gazebo

**STANDARD SIZES**

**VALUE LINE** 16', 20', 24', 28', 30', 32', 40', 48', 54'

Value line size options are underlined in blue.

**ROOF PITCHES**

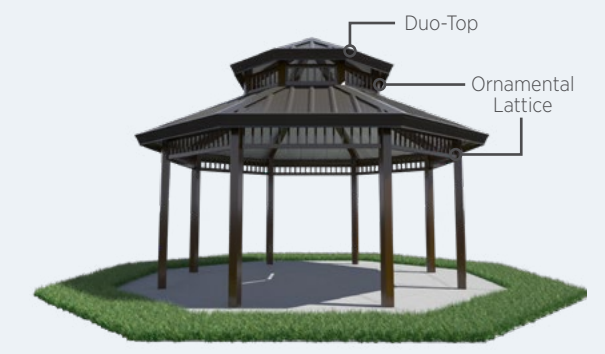
6:12 (Standard)

4:12 & 8:12 (Optional)

View page 38 for shelter upgrades and options.

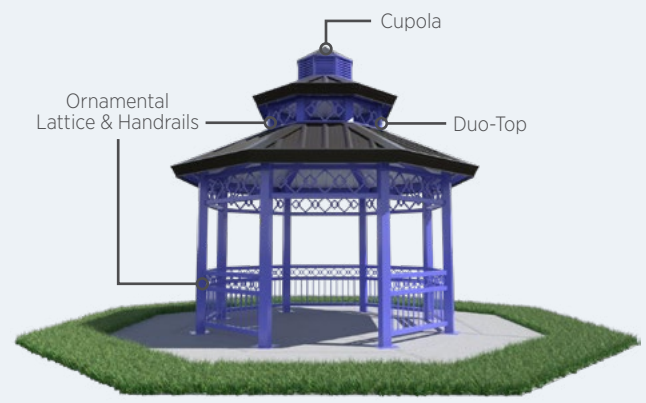
### UPGRADE YOUR SHELTER

#### Inspirations for Design Options



Duo-Top

Ornamental Lattice



Cupola

Ornamental Lattice & Handrails

Duo-Top



Duo-Top

Extended Side



Cupola

Duo-Top

Ornamental Lattice

Ornamental Handrails

Rock Column Base by Others







Base Design



## Hip End

*versatile rectangular shape*

This style shelter provides the perfect protection for picnic tables and benches. Its unique rectangular shape also makes this option great for bleachers.

### APPLICATIONS

- Bleacher Shelter
- Bus Stop Shelter
- Portable Restroom Shelter



### STANDARD SIZES

16', 20', 24', 30', 40'

### STANDARD 20' BAY LENGTHS

24', 44', 64'

Value line size options are underlined in blue.

View page 38 for shelter upgrades and options.

### UPGRADE YOUR SHELTER

#### Inspirations for Design Options



Duo-Top

Ornamental Handrails



Perfa-Lite Panels




Center Post







Base Design



## Gable End

*versatile rectangular shape*

This versatile all-steel structure is perfect for hosting events or shading stages with accompanying seating.

### APPLICATIONS

- Event Space
- Sport Covers
- Picnic Shelter



### STANDARD SIZES

16', 20', 24', 30', 40'

### STANDARD 20' BAY LENGTHS

24', 44', 64'

Value line size options are underlined in blue.

Ask us about our Extreme Sports Covers (Model 9050)!

View page 38 for shelter upgrades and options.

### UPGRADE YOUR SHELTER

#### Gable End Design Options



Double Layer



Split Roof



T-Shelter




Rock Column  
Base by Others







Base Design



# Barrel

*unique arched design*

The uniquely curved design of our barrel roofs make this option the ideal entryway shelter.

## APPLICATIONS

- Walkway Shelter
- Entryway Shelter
- Bus Stop Shelter

## STANDARD SIZES

16', 20', 24', 30', 40'

## STANDARD 20' BAY LENGTHS

24', 44', 64'

View page 38 for shelter upgrades and options.

## UPGRADE YOUR SHELTER

### Inspirations for Design Options




Center Post Mini Barrel  
MORE MINI OPTIONS PAGE 24 ▶



Barrel Bus Stop  
MORE BUS STOP OPTIONS PAGE 22 ▶




Double Barrel Cantilever







Base Cantilever Design



## Monoslope & Cantilever

*the walkway, bus stop, and dugout shelter*

The versatile nature of our sloped and cantilever designs allow them to be applied in many applications. Their modern appearance will make an architectural statement.

### APPLICATIONS

- Walkway Shelter
- Bleacher Shelter
- Bus Stop Shelter
- Dugout Shelter

View page 38 for shelter upgrades and options.

### UPGRADE YOUR SHELTER

#### Slope & Cantilever Design Options



Monoslope Shelter



Two Column Split Roof



Ornamental Bracing

Cantilever




Monoslope Shelter







Base Gable Mini Shelter Design



## Mini & Kiosks *for small areas*

Our all-steel Mini Shelters are perfect for shading small areas where athletes compete or park patrons relax. Our Kiosks are a must-have addition to any park space and allow parks to display messages, signage, or events.

### APPLICATIONS

- Picnic Table Shelter
- Message Display
- Bus Stop Shelter



### MINI SHELTERS

Mini shelters are available with a center post or dual column design with a hip or gable style roof. Our Mini Gable Shelter is available within our value line in a [10' x 10'](#) or [12' x 12'](#). The 12' x 12' is available with or without a table.

### KIOSKS

Our kiosks are available in multiple configurations — single, double, tri, and quad — with lockable display cases and internal cork boards.

View page 38 for shelter upgrades and options.

## UPGRADE YOUR SHELTER Mini Shelter & Kiosk Design Options



Hip Mini Shelter



Gable Mini Shelter



Single-Sided Message Center




Hip Mini Shelter







Summit Series



## Performance

*the ultimate concert shelter*

Our Performance shelters are great for hosting events such as church services or concert performances. These shelters also act as great entrances for parks.

### APPLICATIONS

- Concert Shelter
- Event Pavilion
- Picnic Shelter

View page 38 for shelter upgrades and options.

### UPGRADE YOUR SHELTER

#### Performance Design Options



①

#### CAMBRIA SERIES

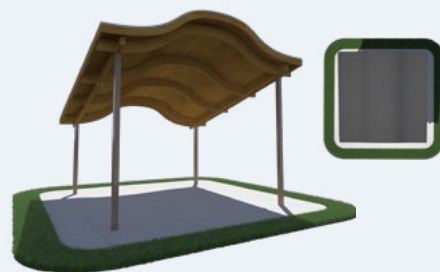
- Half-octagon with gable opening
- Steel frame
- Southern Yellow Pine tongue and groove roof decking
- 26 gauge standing seam metal roofing



②

#### SUMMIT SERIES

- Extended, 36' half-octagon
- Peaked roof with exposed rafter beams
- 24 gauge R-panel pre-cut metal roofing



③

#### WAVE BEAM SERIES

- Curved laminated wood
- Steel frame
- Southern Yellow Pine tongue and groove roof decking



Wave Beam Series

Brick Column Base and Stage by Others







**Gazebo**  
*make a decorative statement*

Our hexagonal gazebos are a great decorative shelter for those who either have a small space or are looking for a statement piece for their area.

- APPLICATIONS**
- Garden Shelter
  - Wedding Gazebo
  - Lakeside Picnic Shelter

View page 38 for shelter upgrades and options.



**KINGSFORD GAZEBO**

- Steel frame
- 10:12 roof pitch
- Functional cupola

Sizes: 14', 18', 24', 28', 32', 40'



**STAFFORD GAZEBO**

- All-steel construction
- Dual-pitched roof

Sizes: 16', 20', 24', 28', 32', 40', 50'







Boulevard



# Trellis

*make a decorative statement*

A trellis is the perfect architectural statement, providing grand entrances to parks or unique designs to open area spaces. We offer 10 stunning designs.

**APPLICATIONS**


- Walkway Shade
- Garden Shade
- Bench Shade

View page 38 for shelter upgrades and options.

TRELLIS OPTIONS CONTINUED ON NEXT PAGE

UPGRADE YOUR SHELTER


Trellis Design Options



- 1 **BOULEVARD TRELLIS**
- All-steel construction
  - Cantilever design
  - Standard quad columns



- 2 **RARITAN BAY TRELLIS**
- All-steel construction
  - Soft curves
  - Round, banded columns



- 3 **SENN PARK**
- All-steel, cantilever design
  - Curved beams and wind braces
  - Spindles
  - Square columns







#### ⑤ HYPAR TRELLIS

- All-steel construction
- Available with or without functional fabric shade
- Standard sizes are 18' x 18' and 24' x 24'



#### ⑥ CABANA TRELLIS

- All-steel construction
- High profile
- Peaked-roof design




#### ⑦ RIVERWALK TRELLIS

- Ideal for walkway shading
- Curved, steel top
- Rounded, stepped columns
- Rounded finials



#### ⑧ CENTENNIAL

- Perfect choice for large, open spaces
- All-steel, straight beam design
- Standard 16' x 50' x 90' size

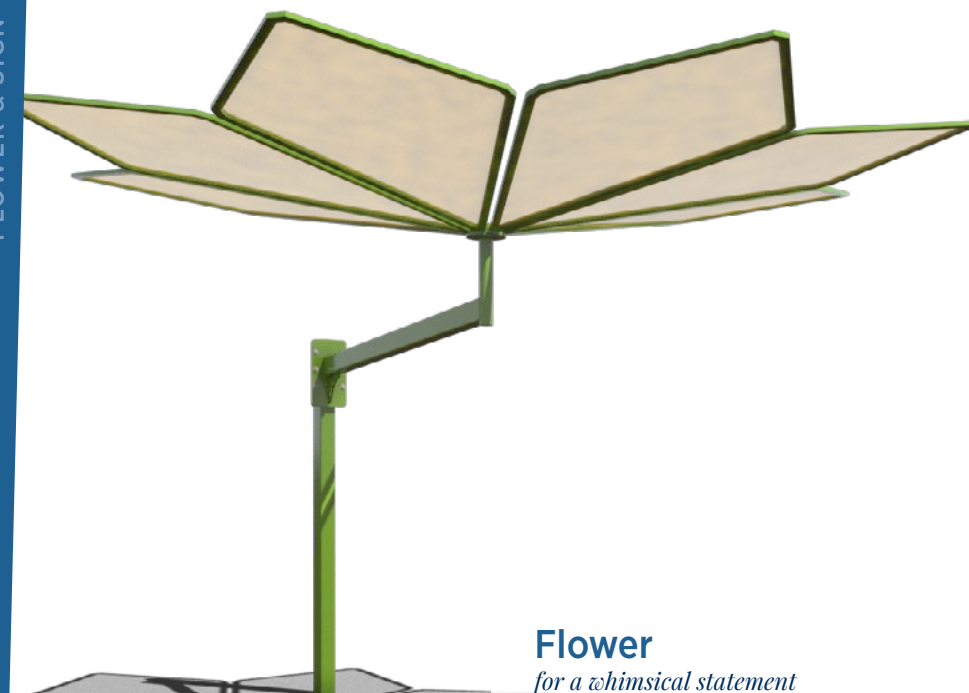


#### ⑨ TOWN SQUARE TRELLIS

- All-steel construction
- Square column supports
- Rectangular pickets







## Flower

*for a whimsical statement*

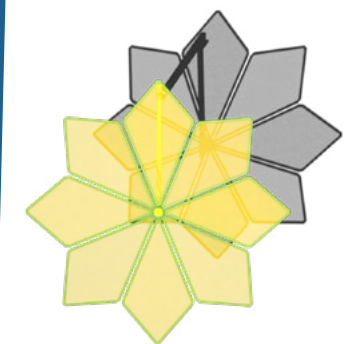
Our themed, all-steel flower creates a bold and fun statement for schools or parks and recreation departments.

### APPLICATIONS

- Picnic Table Shading
- Splash Pad Shading
- Bench Shading

**View page 38 for shelter options.**

*Design and sizes may vary based on local codes and requirements.*



## Signs

*every last detail*

Signs are an important accessory to any space. We can create custom signs of all sizes and shapes — from grand entrances to small accents on your shelter. Pair our signs with our message center kiosks for the complete sign package.

### APPLICATIONS

- Park Entrances
- Pavilion Identification
- Pavilion Sponsorship Recognition

**View page 38 for shelter options.**

### UPGRADE YOUR SHELTER

#### Inspirations for Design Options







Split Roof Barrel



## Custom

*bringing your imagination to life*

We've been accepting custom design challenges for decades. If you have an idea, we can make it a reality. We are able to customize structures to fit your specific purposes and space restrictions.

### WHERE TO BEGIN?

Reach out to your Superior representative and allow our team of designers and engineers to bring your idea to life through drawings and a rendering.

### UPGRADE YOUR SHELTER

#### Inspirations for Design Options



Boat Themed Shelter



Trellis Swing



Clock Tower



Custom Trellis





Color Options

STEEL FRAMES

Our Superdurable powder coat is backed by a [5-year limited warranty](#). Our steel frames are coated with an Epoxy TGIC Powder Coating Zinc-Rich Primer. After the primer application, Superior applies Superdurable Polyester TGIC powder coating.



Gloss

Red

Orange

Butterscotch

Yellow

Spring Green

Patina

Green

Sage

Deep Green

Ocean Blue

Blue

Deep Periwinkle

Electric Purple

Burgundy

Terracotta

Iced Coffee

Brown

Patrician Bronze

Black

White

Matte, Textured, or Metallic

Feather Gray

Iron Gray

Rubbed Bronze

Starry Night

Textured Black

Textured Bronze

ALL-STEEL SHELTER METAL ROOF COLORS

24 Gauge R-Panel Profile [30-Year Limited Warranty](#)

|               |                  |               |                |                |
|---------------|------------------|---------------|----------------|----------------|
| Regal White   | Patrician Bronze | Sandstone     | Bright Red*    | Patina Green   |
| Bone White    | Charcoal         | Copper Penny  | Regal Blue     | Galvalume Plus |
| Matte Black   | Slate Gray       | Mansard Brown | Roman Blue     |                |
| Dark Bronze   | Ash Gray         | Brandywine    | Hartford Green |                |
| Medium Bronze | Surrey Beige     | Colonial Red  | Evergreen      |                |

24 Gauge Medallion-Lok Profile [25-Year Limited Warranty](#)

STEEL FRAME SHELTER METAL ROOF COLORS

The colors below are for use only as an overlay on shelters with Tongue and Groove wood sub-roofing.

29 Gauge Max-Rib Profile [30-Year Limited Warranty](#)

|                  |              |                |                |
|------------------|--------------|----------------|----------------|
| Regal White      | Surrey Beige | Evergreen      | Roman Blue     |
| Matte Black      | Light Stone  | Hartford Green | Galvalume Plus |
| Patrician Bronze | Ivory        | Tudor Brown    |                |
| Charcoal         | Clay         | Brandywine     |                |
| Ash Gray         | Terratone    | Autumn Red     |                |

26 Gauge Meridian Profile [25-Year Limited Warranty](#)

Design Options

CUPOLAS

A variety of cupolas are available for most shelters. Our steel cupolas' roofs will match the color of your shelter's metal roof. Additional styles and sizes are available on request.

ORNAMENTAL CORNER BRACING

ORNAMENTAL LATTICE & HANDRAILS

We offer a variety of standard and custom laser-cut patterns for steel handrails and lattice. Select from the styles shown here or send us a pattern for custom fabrication.

WEATHERVANES

Superior offers hand-cast aluminum weathervanes with a satin black, oven-cured enamel finish. Weathervanes are 30" high and are offered in a pewter or gold-bronze finish.

Weathervane Styles:

- Country
- Deer
- Doctor
- Sailboat
- Retriever

- Duck
- Eagle
- Horse
- Pheasant
- Rooster

COLUMNS

Optional architectural steel bands are available for square, round, and rectangular columns. The location and thickness of the steel bands can be specified, which allows you to further customize your shelter design.

BASE SHOE COVER

Hide the base of your surface-mounted post with base shoe covers.

38 | srpshelter.com

Colors are approximate. Ask your representative for an actual color sample. \*Bright Red roofing color holds a 20-Year Limited Warranty.

CONTINUED ON NEXT PAGE ►



## Design Options


### DUO- & TRI-TOP

Duo-Top and Tri-Top roofing systems are available for most shelter styles.



### PERFA-LITE PERFORATED ROOFING & PANELS

This perforated design can utilized for your shelter’s roof or for side panels.



### OTHER OPTIONS TO CONSIDER

- Electrical Access Holes
- Gutters & Downspouts
- Lightning Protection
- Sealed Engineering



### LADBS CERTIFIED FABRICATOR

We are an official LADBS Certified Fabricator. Certificate available upon request.



### DSA CERTIFIED PRODUCTS

Shelters may be certified per project, per use.



### CITY OF HOUSTON REGISTERED FABRICATOR

We are an official City of Houston Registered Fabricator. Certificate available upon request.

## Limited Warranty & Terms and Conditions

### Limited Warranty: Product

Superior Recreational Products (SRP) warrants that its product will be free from defects in materials and workmanship as well as maintain structural integrity for the periods listed below from the date of invoice and once SRP has been paid in full. This warranty is in effect only if the product has been assembled and installed strictly in accordance with the setup instructions provided by SRP, good construction practices, and has been subjected only to normal use and exposure.

- Lifetime\* Warranty on playground steel and recycled posts, all stainless steel hardware, c-line fittings, and aluminum post caps
- 10-Year Limited Warranty on Shelter structures, Shade fabric, and powder coat
- 1-Year Limited warranty on moving parts and materials not covered above

The Limited Warranty excludes abnormal conditions, contingent liability, cosmetic defects such as scratches, dents, marring, stripping, peeling, or fading; damage due to incorrect installation, vandalism, misuse, accident wear and tear from normal use; exposure to extreme weather, immersion in salt or chlorine water, damage due to sand, salt spray, or other abrasive and corrosive material; unauthorized repair or modification, abnormal use, or lack of maintenance. The warranty does not cover damages due to “acts of God” such as hail, flooding, lightning, tornadoes, sand storms, shifts of terrain, earthquakes, mudslides, and windstorms.

SRP does not warrant product for defects caused by erection, harsh site conditions, lack of maintenance, and/or other conditions beyond SRP’s control. SRP will not be held responsible for any materials that were not properly stored prior to installation. SRP reserves the right to void the limited warranty if it not installed per the installation instructions and/or unauthorized modifications.

In the unlikely event of failure, SRP reserves the right to alter the design, color, or contributing factors to rectify the condition and help prevent any future reoccurrence(s). SRP has the option to repair or replace any defect in materials.

The warranty is void if any changes, modifications, additions, or attachments are made to the product without the written consent of the manufacturer.

No signs, objects, ornaments, fans, lights, fixtures, or decorations may be hung from the structure unless specifically designed and engineered by the manufacturer or has manufacturers written approval.

SRP excludes any implied warranty of merchantability, fitness, or purpose, and there are no warranties which extend beyond the description of the face hereof. Under no circumstances will SRP be responsible for any indirect, special, consequential, incidental, or liquidated damages due to breach of warranty and such damages are specifically excluded from the warranty.

The owner shall notify SRP with original Sales Order Number issued from SRP to arrange for an inspection within 30 days after discovery of any defect under this warranty and before any alteration or repair is made or attempted. This Limited Warranty shall be null and void if the owner makes any alterations in design.

This warranty is the only express warranty given by the company. No person has authority to change or add to these obligations and liabilities. The company reserves the right to determine whether the fault is caused by faulty workmanship, material, or the part that is defective.

SRP will repair or replace at its discretion any defective part/s on an Ex-Works basis only. It is the responsibility of the customer to return the whole unit or the defective part/s at their own cost back to SRP for inspection along with proof of the date of purchase. SRP will not be liable for any costs incurred by the customer as a result of replacing

the defective part/s, including but not limited to the costs of site visits and the labor costs involved with the removal and reinstallation of the whole unit or the defective part/s. Furthermore SRP will not be liable for any claimed compensation while the unit is not working or not present at the site whatsoever. This guarantee does not entitle the customer to a complete new product due to a defective component.

### Limited Warranty: Structural Steel

SRP offers a 10-year Limited Warranty on structural steel frames against failure due to rust-through corrosion under normal environmental conditions. Should the parts need to be replaced under the warranty, SRP will manufacture and ship new replacement parts at no charge for the first six years, thereafter pro-rated at 18% per annum over the last four years.

Workmanship is warranted for a period of five years. This steel warranty shall be void if damage to the steel is caused by the installer or from physical damage, damage by salt spray or sprinkler systems, contact with chemicals, chlorine, pollution, misuse, vandalism, or any act of God.

### Limited Warranty: Powder Coat

Superior Recreational Products offers a 5-year Limited Warranty for powder coating to the original purchaser. This Limited Warranty is for factory applied finish only. Damage occurring from shipping, erection, vandalism, accidents, or field modification is not covered in this limited warranty and will require field touch-up immediately and periodically thereafter. The owner must report any defect in powder coat at the time the installation is completed. Not covered by this Limited Warranty are acute angles, welds, and end plates.

The Limited Warranty for powder coating provides the following after a 5-year exposure period when applied according to the recommendations listed on the product’s technical data sheet and appropriate surface preparation has been utilized.

- The coatings shall retain their original color with a ΔE of <7.5 units for high chroma colors (yellows, reds, oranges, etc.) and a ΔE of <5.0 units for low chroma colors, when tested in accordance with ASTM D 2244.
- The coating shall retain a minimum of 50% of its original gloss level after washing, when tested in accordance with ASTM D 523.
- The coating shall exhibit chalking no worse than numerical rating of 6, when evaluated in accordance with ASTM D 659-80.

### Pricing Policy

All prices are F.O.B. factor and do not include freight, installation, shipping and handling, surfacing, or applicable taxes. All prices listed were current at the time of printing and in U.S. currency. Prices are subject to change without notice.

### Cancellation and Return Policy

To view our return policy, please visit [superiorrecreationalproducts.com/returns](http://superiorrecreationalproducts.com/returns). For Information on Return Material Authorizations please call 1.800.327.8774.

### Shipping Policy

To view our shipping policy, please visit [superiorrecreationalproducts.com/shipping](http://superiorrecreationalproducts.com/shipping). For Information any further information please call 1.800.327.8774.

*\*For the purpose of this warranty, lifetime encompasses no specific term of years, but rather that seller warrants to its original customer for as long as the original customer owns the product and uses the product for its intended purpose that the product and all parts will be free from defects in materials and manufacturing workmanship. This warranty does not cover damage caused by vandalism, misuse or abuse, altered or modified parts, or cosmetic damage such as scratches, dents, or fading or weathering and normal wear and tear. This warranty is valid only if the structures are installed in conformity with instructions provided by Superior Recreational Products using approved Superior Recreational Products parts. Superior Recreational Products will deliver the repaired or replacement part or parts to the site free of charge, but will not be responsible for labor or the labor costs of replacement. Warranty claims must be filed within the applicable warranty period and accompanied by a sales order or invoice number.*

### PRODUCT SHOWCASE

## Completing Your Space with One Company

*maximum result with minimal effort*

When combined, Superior Recreational Products' product lines create complete site environments. Design your space using one superior company.

Visit [srpplayground.com](http://srpplayground.com), [srpsiteamenities.com](http://srpsiteamenities.com), and [srpshade.com](http://srpshade.com) to learn more.





# SHELTER

BY SUPERIOR RECREATIONAL PRODUCTS

1050 Columbia Drive  
Carrollton, GA 30117

866.586.7794  
sales@siibrands.com

[srpshelter.com](http://srpshelter.com)

MADE IN THE USA



**S** SUPERIOR®  
RECREATIONAL PRODUCTS  
A PLACORE Company

